



LISTED

EURONEXT | Paris
NASDAQ | Copenhagen
EPA: ONXEO

AsiDNA™

*A FIRST-IN-CLASS, HIGHLY
DIFFERENTIATED MOLECULE
INHIBITING TUMOR
DNA DAMAGE RESPONSE (DDR)*

Interim results of DRIV-1 study

**Conference Call
November 5, 2018**



Important Information

IMPORTANT: You must read the following before continuing. In accessing this document, you agree to be bound by the following terms and conditions.

This document has been prepared by Onxeo SA (together with its subsidiaries, the "Group") and is for information purposes only. The content of this document is provisional and for information purposes only and is not to be construed as providing investment advice. The information, statements and opinions contained in this document (the "Information") are provided as of the date of this document only and may be subject to significant changes at any time without notice. Neither the Group, nor its advisors, nor any other person is under any obligation to update the Information. Subject to applicable law, none of the Company or its advisors accepts any responsibility whatsoever and makes no representation or warranty, express or implied, as to the fairness, accuracy, completeness or correctness of the Information. The Information has not been subject to independent verification and is qualified in its entirety by the business, financial and other information that the Group is required to publish in accordance with the rules, regulations and practices applicable to companies listed on Euronext Paris, including in particular the risk factors in the Company's Registration Document filed with the French Financial Markets Authority (Autorité des marchés financiers) under number D.17-0423 on April 24, 2017, in any other periodic report and in any other press release, which are available free of charge on the websites of the Group (www.onxeo.com) and/or the AMF (www.amf-france.org).

This document contains information on the use of the Group's products and its competitive position. Some of the Information is from third parties. While this third party information has been obtained from sources believed to be reliable, there is no guarantee of the accuracy or completeness of such data. In addition, certain of the industry and market data comes from the Group's own internal research and estimates based on the knowledge and experience of the Group's management. While the Group believes that such research and estimates are reasonable and reliable, they, and their underlying methodology and assumptions, have not been verified by any independent source for accuracy or completeness and are subject to change without notice. Accordingly, undue reliance should not be placed on any of the industry, market or competitive position data contained in the Information.

The Information is not directed to, or intended for distribution to or use by, any person or entity that is a citizen or resident of, or located in, any locality, state, country or other jurisdiction where such distribution or use would be contrary to law or regulation or which would require any registration or licensing within such jurisdiction. The Information does not constitute or form part of, and should not be construed as an offer or the solicitation of an offer to subscribe for or purchase of any securities. No public offering of securities may be conducted in France prior to the delivery by the French Financial Markets Authority of a visa on a prospectus that complies with the provisions of Directive 2003/71/CE as amended. This document is for information purposes only and does not constitute an offering document or an offer of securities to the public in the United Kingdom to which section 85 of the Financial Services and Markets Act 2000 of the United Kingdom applies. Securities may not be offered or sold in the United States absent registration under the US Securities Act of 1933, as amended, or an exemption from registration thereunder.

This document contains certain forward-looking statements. All statements in this document other than statements of historical fact are or may be deemed to be forward looking statements. These statements are not guarantees of the Group's future performance. These forward-looking statements relate without limitation to the Group's future prospects, developments, marketing strategy regulatory calendar, clinical milestones, assumptions and hypothesis, clinical development approach and financial requirements and are based on analyses of earnings forecasts and estimates of amounts not yet determinable and other financial and non-financial information. Forward-looking statements are subject to a variety of risks and uncertainties as they relate to future events and are dependent on circumstances that may or may not materialize in the future. Forward-looking statements cannot, under any circumstance, be construed as a guarantee of the Group's future performance as to strategic, regulatory, financial or other matters, and the Group's actual performance, including its financial position, results and cash flow, as well as the trends in the sector in which the Group operates, may differ materially from those proposed or reflected in the forward-looking statements contained in this document. Even if the Group's performance, including its financial position, results, cash-flows and developments in the sector in which the Group operates were to conform to the forward-looking statements contained in this document, such results or developments cannot be construed as a reliable indication of the Group's future results or developments. The Group expressly declines any obligation to update or to confirm projections or estimates made by analysts or to make public any correction to any prospective information in order to reflect an event or circumstance that may occur after the date of this document.

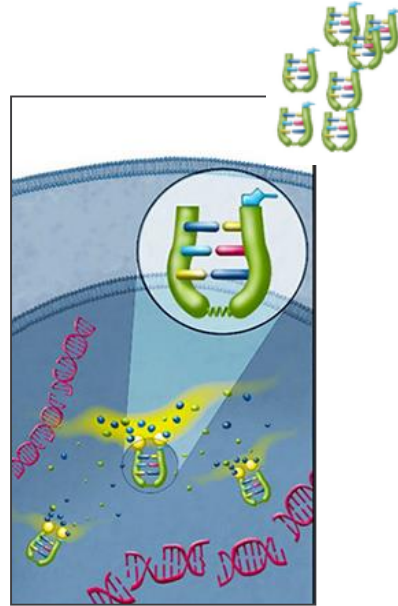


AsiDNA™: The only agonist in development that disrupts and exhausts the ability of a tumor cell to repair its damaged DNA

- AsiDNA™ is a fragment of double-strand DNA (oligonucleotide) acting as a **decoy** and an **agonist** of the DDR
- It **mimics** DNA breaks in the tumor cell, **hyperactivates** and then **binds** the DDR cascade of cellular events (sensing, signaling and repairing), **diverting** DDR proteins **away** from the true damage. ^{1,2,3}


1 AsiDNA™ **sends false alarms** throughout the tumor cell nucleus and then **activates and binds** key components of the DNA Damage Response.

2 This **sustained** artificial DNA damage signaling (**agonist effect**) leads to **exhaustion** of the tumor DNA repair machinery



3 Actual tumor DNA damage is not repaired and accumulates : **cancer cells die** when dividing with a damaged DNA.

However, AsiDNA™ is safe for healthy cells which stop dividing until the false alarm disappears.



AsiDNA™ acting upstream of the DDR cascade, interferes with multiple DNA repair pathways



DRIIV-1 study – Design & Cohort Status

DNA Repair Inhibitor administered IntraVenously in patients with advanced solid tumors

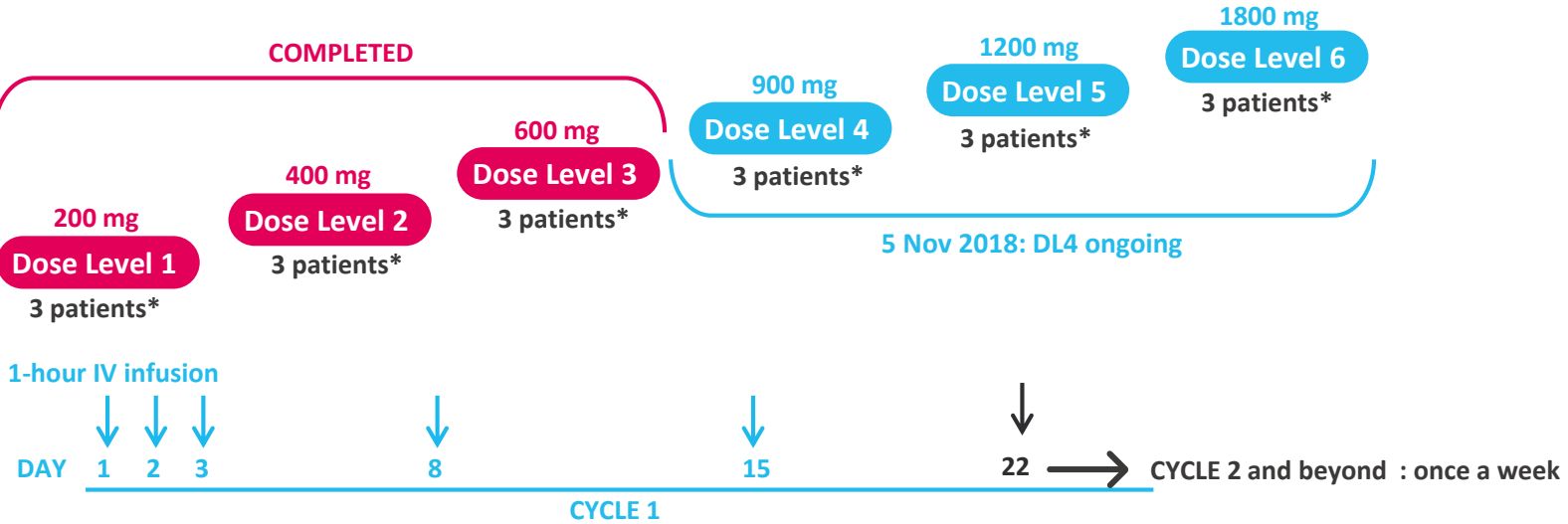
PHASE I

- Open-label, dose escalation, phase I study
- Max. 36 patients
- 2 European countries: FR, BE
- 5 centers: Paris(2),Toulouse, Lyon, Brussels
- Study coordinator: Pr. C. Le Tourneau (Institut Curie)
- DSMB

APRIL 2018 FPI

Q4 2018 – PRELIMINARY RESULTS TOLERANCE, PK/PD, ACTIVE DOSE FINDING (TARGET ENGAGEMENT)

H1 2019 – FINAL RESULTS



TREATMENT SCHEDULE

- 1-hour I.V. infusion ; cycle 1 : loading dose (day 1, day 2, day 3) then weekly dosing day 8 and day 15; cycle 2 & beyond : weekly dosing; 21-day cycles

OBJECTIVE - To assess the safety, pharmacokinetics and pharmacodynamics of AsiDNA™

- To determine **dose-limiting toxicities** (DLTs) and the **maximum tolerated dose** (MTD)
- To evaluate the **pharmacokinetics/pharmacodynamics** (PK/PD) **effects** of AsiDNA™ based on **biomarkers of activity** in blood and in tumor tissue (MN, YH2AX, pHsp90, PARP activation)
- To assess the **preliminary efficacy** of AsiDNA™

* 3 additional patients if a dose limiting toxicity is found

➔ **Compelling safety & activity results as early as dose 2**



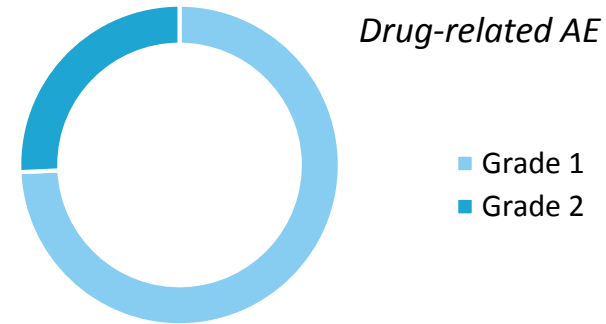


Mid-study results of DRIIV-1 : Favorable safety profile

(November 5, 2018)

In DRIIV-1 ongoing study **10 patients - 200mg, 400 mg & 600 mg**

- Dose proportionality for both Cmax and AUC
- **No drug-related serious adverse events**
- No dose-limiting toxicity
- Maximum tolerated dose not reached
- Only grade 1 & 2 drug-related adverse events



Favorable safety profile confirms positive regulatory toxicity studies

- No in-vitro genotoxicity
- Positive repeated in-vivo regulatory toxicity studies, incl. 4-week study in animal
- Maximum tolerated dose not reached

Favorable safety profile at active doses providing a comfortable therapeutic window



Mid-study results of DRIIV-1: Proof-of-Mechanism in man

(November 5, 2018)

- Analysis of the first 3 dose levels out of 6 planned
- 10 patients
- 4 biopsies available at baseline and end of cycle 2

Activity

Target engagement confirmed by significant increase of activity biomarkers from dose level 2 and 3 = Proof-of-Mechanism of AsiDNA™ in man

DL2 : 400mg	Tumor proliferation biomarker	DL3 : 600mg	Tumor proliferation biomarker
	KI67		KI67
Patient 0106	↓	Patient 0202	↓↓
Patient 0109	↓	Patient 0301	→

DL2 : 400mg	Activity biomarkers		DL3 : 600mg	Activity biomarkers	
	γH2AX	pHSP90		γH2AX	pHSP90
Patient 0106	→	↑↑↑	Patient 0202	↑↑	↑
Patient 0109	↑	↑↑	Patient 0301	↑↑↑	↑↑↑

Significant increase after treatment with AsiDNA™

Major increase after treatment with AsiDNA™

Decrease or stabilization of tumor proliferation rate from dose level 2 and 3

Tumor status

Robust target engagement in patients' tumors demonstrates AsiDNA™ activity via IV route



AsiDNA™ IV route: Validated for clinical program expansion

✓ Favorable safety profile

✓ Proof-of-mechanism and activity in man

✓ Preclinical package* indicating unique properties of AsiDNA™ alone and in combination

- Repeated treatment with AsiDNA™ leads to sensitization to AsiDNA™ and does not generate resistance
- Resistance to PARPi is prevented by co-treatment with AsiDNA™
- Strong synergy of AsiDNA™ in combination with PARPi
- Strong synergy of AsiDNA™ in combination with carboplatin



All our studies to date support AsiDNA™ potential in broad indications* and combinations

with PARP inhibitors

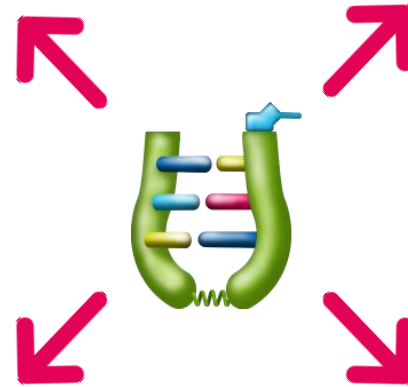
- Synergistic efficacy observed in vivo, including in HR proficient tumors
- Potential indications: OC, TNBC, SCLC *
- Strong rationale for use as maintenance

≈ 130,000 patients
US + UE

as a monotherapy

- Selection of the best responding patients with stratification biomarkers

≈ 26,000 patients
US + UE



with DNA-damaging chemotherapies

- 10 to 20% of all cancer patients are treated with platin-based chemotherapies
- Potential indication: SCLC* (ODD)

≈ 700,000 patients
US + UE

with radiotherapy

- 50-60% of cancer patients treated with radiation therapy during the course of their disease
- DRIIM phase 1 study clinical signals of efficacy

≈ 2.3 Million patients
US + UE

Unique mechanism of action positions AsiDNA™ at the heart of DDR strategies in oncology



AsiDNA™: a highly differentiated molecule with promising prospects for development

AsiDNA™: a **unique mechanism of action** enabling a new approach to cancer treatment

Exhaustive and **robust preclinical package** indicating product wide potential

Established proof-of-mechanism in man, strong activity, favorable safety



Ready for expanded clinical development in combination

- H1 2019 Initiation of Phase 1b/2 in combination with PARP inhibitors an/or DNA-damaging agents (chemotherapies)
- H2 2019 Initiation of IND filing in the US



Thank you for your attention

We welcome your questions

CONTACTS

Judith Greciet – CEO

Nicolas Fellmann – CFO

Tel: +33 1 45 58 76 00

contact@onxeo.com

COMPANY INFORMATION

www.onxeo.com

The logo for ONXEO features the word "ONXEO" in a blue, sans-serif font. The letter "X" is stylized as a cross formed by four overlapping, rounded rectangular bars in different colors: pink, green, yellow, and light blue. A small black dot is positioned at the center where the bars intersect.

ONXEO